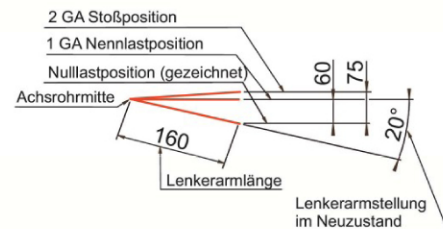
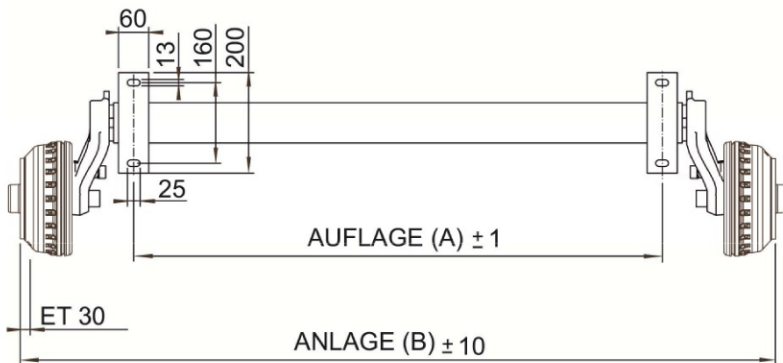
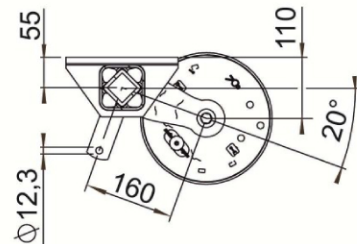
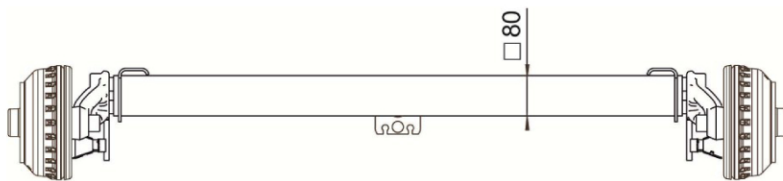


AL-KO Bremsachsen 1350 kg



CB 1350

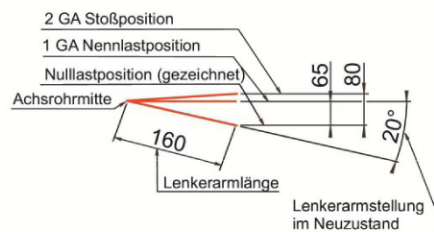
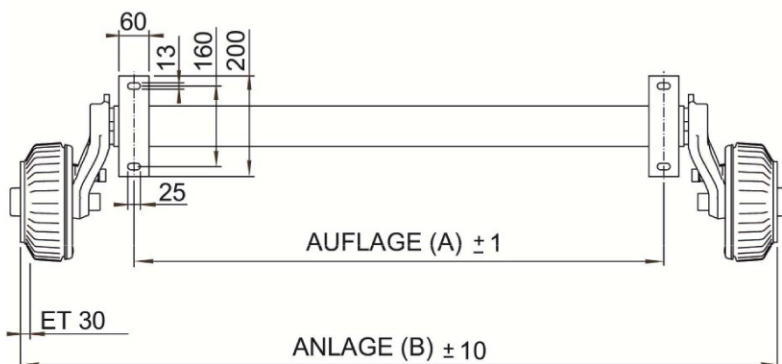
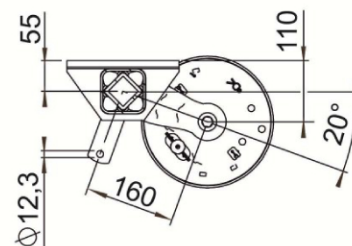
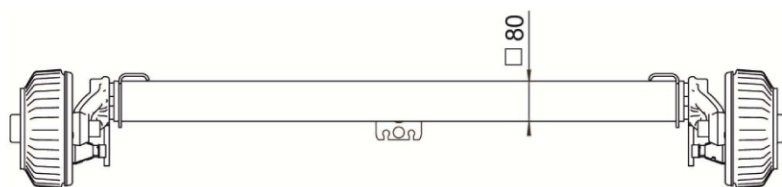
Auflage	Anlage	Lochkreis	Bestell-Nr. RB 2051 A
1000 mm	1450 mm	112x5	884310
1100 mm	1550 mm	112x5	884311
1200 mm	1650 mm	112x5	884312
1300 mm	1750 mm	112x5	884313
1400 mm	1850 mm	112x5	884314
1500 mm	1950 mm	112x5	884315
1600 mm	2050 mm	112x5	884316
1700 mm	2150 mm	112x5	884317
1800 mm	2250 mm	112x5	884318
1900 mm	2350 mm	112x5	884319



mit automatische Nachstellung

Auflage	Anlage	Lochkreis	Bestell-Nr. RB 2051 AAA
1000 mm	1450 mm	112x5	885310
1100 mm	1550 mm	112x5	885311
1200 mm	1650 mm	112x5	885312
1300 mm	1750 mm	112x5	885313
1400 mm	1850 mm	112x5	885314
1500 mm	1950 mm	112x5	885315
1600 mm	2050 mm	112x5	885316
1700 mm	2150 mm	112x5	885317
1800 mm	2250 mm	112x5	885318
1900 mm	2350 mm	112x5	885319

AL-KO Bremsachsen 1500 kg



CB 1500

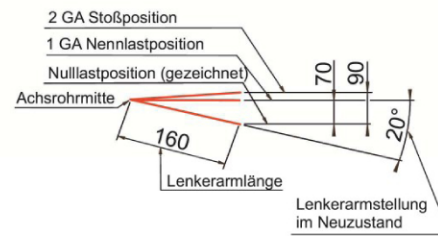
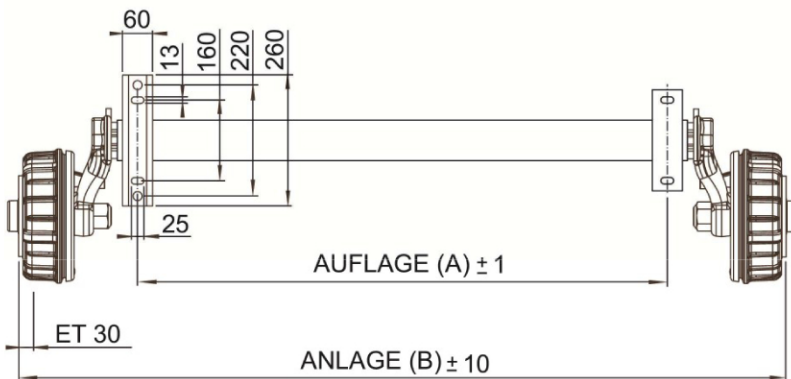
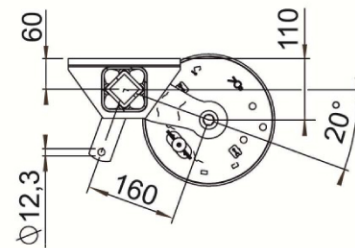
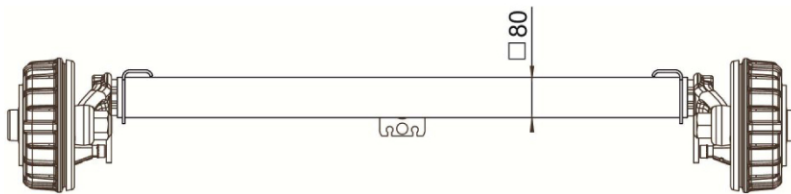
Auflage	Anlage	Lochkreis	Bestell-Nr. RB 2051 A
1000 mm	1450 mm	112x5	884510
1100 mm	1550 mm	112x5	884511
1200 mm	1650 mm	112x5	884512
1300 mm	1750 mm	112x5	884513
1400 mm	1850 mm	112x5	884514
1500 mm	1950 mm	112x5	884515
1600 mm	2050 mm	112x5	884516
1700 mm	2150 mm	112x5	884517
1800 mm	2250 mm	112x5	884518
1900 mm	2350 mm	112x5	884519



mit automatische Nachstellung

Auflage	Anlage	Lochkreis	Bestell-Nr. RB 2051 AAA
1000 mm	1450 mm	112x5	885510
1100 mm	1550 mm	112x5	885511
1200 mm	1650 mm	112x5	885512
1300 mm	1750 mm	112x5	885513
1400 mm	1850 mm	112x5	885514
1500 mm	1950 mm	112x5	885515
1600 mm	2050 mm	112x5	885516
1700 mm	2150 mm	112x5	885517
1800 mm	2250 mm	112x5	885518
1900 mm	2350 mm	112x5	885519

AL-KO Bremsachsen 1800 kg



CB 1800



mit automatische Nachstellung

Auflage	Anlage	Lochkreis	Bestell-Nr. RB 2361
1000 mm	1490 mm	112x5	884810
1100 mm	1590 mm	112x5	884811
1200 mm	1690 mm	112x5	884812
1300 mm	1790 mm	112x5	884813
1400 mm	1890 mm	112x5	884814
1500 mm	1990 mm	112x5	884815
1600 mm	2090 mm	112x5	884816
1700 mm	2190 mm	112x5	884817
1800 mm	2290 mm	112x5	884818
1900 mm	2390 mm	112x5	884819

Auflage	Anlage	Lochkreis	Bestell-Nr. RB 2361 AAA
1000 mm	1490 mm	112x5	885810
1100 mm	1590 mm	112x5	885811
1200 mm	1690 mm	112x5	885812
1300 mm	1790 mm	112x5	885813
1400 mm	1890 mm	112x5	885814
1500 mm	1990 mm	112x5	885815
1600 mm	2090 mm	112x5	885816
1700 mm	2190 mm	112x5	885817
1800 mm	2290 mm	112x5	885818
1900 mm	2390 mm	112x5	885819